







## pV control:

Pressure and flow rate flexibility

Set max. pressure ( $p$ ) influences max. flow rate ( $v$ ).

Working pressure (bar)

# Compressed air treatment variants

<p><b>System A</b></p> <ul style="list-style-type: none"> <li>- Cool</li> <li>- Condensate-free</li> </ul>	<p>Compressed air aftercooler</p>  <p>Centrifugal separator<sup>1)</sup></p> 	<p>Cool, condensate-free compressed air (100% saturated), for compressed air tools and temporary replacement of stationary compressors</p>
<p><b>System F</b></p> <ul style="list-style-type: none"> <li>- Cool</li> <li>- Condensate-free</li> <li>- Filtered</li> </ul>	<p>Compressed air aftercooler</p>  <p>Centrifugal separator<sup>1)</sup></p>  <p>Filter</p> 	<p>Cool, condensate-free compressed air (100% saturated), free from contaminants and technically oil-free in accordance with applicable regulations</p>
<p><b>Fresh air</b></p> <p>As partial flow</p>	<p>Activated carbon filter</p>  <p>Does not provide protection against carbon monoxide (CO) or other noxious gases</p>	<p>Odour-free fresh air connected via a <b>separate</b> quick coupling (available only in connection with System F)</p>

1) The separated condensate is evaporated in an environmentally friendly manner via the engine exhaust gases or, when the engine is cold, is collected in a canister.





# Technical specifications

Model	Flow rate at working pressure						Engine type	Rated engine power	Fuel / AdBlue tank capacity	Operating weight <sup>1)</sup>	Sound level <sup>2)</sup>	Compressed air treatment	
	Pressure range to		7 bar 100 psi	8.6 bar 125 psi	10 bar 145 psi	12 bar 175 psi							14 bar 200 psi
M 255	10 bar 145 psi	m <sup>3</sup> /min	26.5	pV	24.8	-	-	Cummins B6.7	210	350 / 56.8	3271	L <sub>WA</sub> 100 L <sub>PA</sub> 70	A / F
		cfm	935		875								
	14 bar 200 psi	m <sup>3</sup> /min	25.5	pV		19.7							
		cfm	900			695							

<sup>1)</sup> Weight specifications apply to standard unit including chassis with overrun brake and height-adjustable tow bar

<sup>2)</sup> Guaranteed sound power level L<sub>WA</sub> as per 2000/14/EG, measured surface sound pressure level L<sub>PA</sub> as per ISO 3744 (r = 10 m)

# Dimensions

Unit with height-adjustable tow bar		
Skid-mounted unit		
Stationary unit	